


## CMF-Series

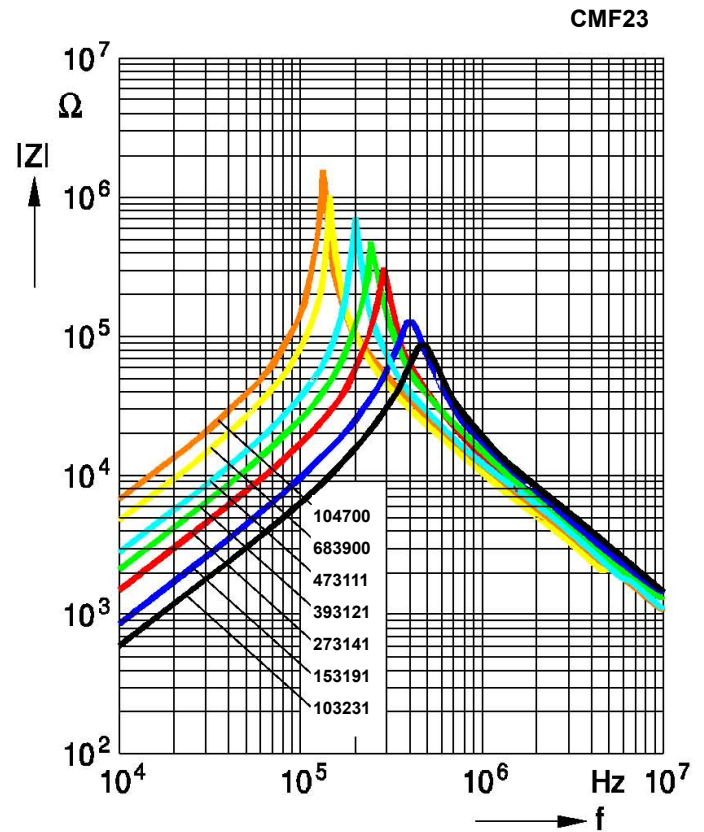
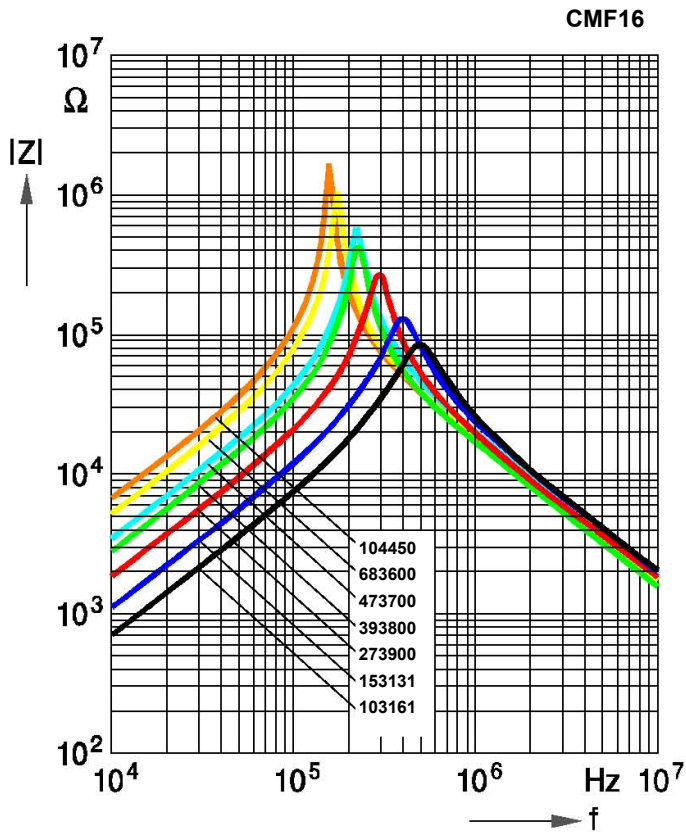
**Description:** The CMF Series provides exceptional common-mode suppression and exceptional stray inductance to suppress differential-mode noise. In effect the CMF Series combines the features of two separate components into one. They are compact in size and are available in either vertical configuration, using minimal board area, or horizontal configuration for low profile applications. They are frequently used in LED lighting, electronics ballast and switch-mode power supplies.



### Electrical Specifications (@20°C):

Triad P/N	Rated Current (A)	Rated Inductance (mH)	Resistance (mΩ)	Stray Inductance (uH)	Mechanical Dimension H x W x L (mm)	Pin Mounting Pattern (mm)
CMF16-103161	1.60	10	290	200	13.5 x 15.0 x 24.5	10.0 x 18.75
CMF16-153131	1.30	15	430	290	13.5 x 15.0 x 24.5	10.0 x 18.75
CMF16-273900	0.90	27	770	520	13.5 x 15.0 x 24.5	10.0 x 18.75
CMF16-393800	0.80	39	1100	760	13.5 x 15.0 x 24.5	10.0 x 18.75
CMF16-473700	0.70	47	1260	920	13.5 x 15.0 x 24.5	10.0 x 18.75
CMF16-683600	0.60	68	1970	1340	13.5 x 15.0 x 24.5	10.0 x 18.75
CMF16-104450	0.45	100	2930	1930	13.5 x 15.0 x 24.5	10.0 x 18.75
CMF23H-103231	2.3	10	188	210	14.0 x 24.8 x 26.5	20.0 x 22.5
CMF23H-153191	1.9	15	279	310	14.0 x 24.8 x 26.5	20.0 x 22.5
CMF23H-273141	1.4	27	440	550	14.0 x 24.8 x 26.5	20.0 x 22.5
CMF23H-393121	1.2	39	696	800	14.0 x 24.8 x 26.5	20.0 x 22.5
CMF23H-473111	1.1	47	804	970	14.0 x 24.8 x 26.5	20.0 x 22.5
CMF23H-683900	0.9	68	1100	1440	14.0 x 24.8 x 26.5	20.0 x 22.5
CMF23H-104700	0.7	100	1810	2100	14.0 x 24.8 x 26.5	20.0 x 22.5
CMF23V-103231	2.3	10	188	210	27.0 x 15.5 x 29.0	10.0 x 18.75
CMF23V-153191	1.9	15	279	310	27.0 x 15.5 x 29.0	10.0 x 18.75
CMF23V-273141	1.4	27	440	550	27.0 x 15.5 x 29.0	10.0 x 18.75
CMF23V-393121	1.2	39	696	800	27.0 x 15.5 x 29.0	10.0 x 18.75
CMF23V-473111	1.1	47	804	970	27.0 x 15.5 x 29.0	10.0 x 18.75
CMF23V-683900	0.9	68	1100	1440	27.0 x 15.5 x 29.0	10.0 x 18.75
CMF23V-104700	0.7	100	1810	2100	27.0 x 15.5 x 29.0	10.0 x 18.75

Response curves: Impedance Z vs Frequency (f)



**Technical Notes:**

1. **Rated Voltage: 300VAC**
2. **Creepage and clearance: >3mm**
3. **Rated Current Range: Available from 0.7A to 2.3A**
4. **Rated Inductance (LR): Measured @ 10kHz, 0.1mA, 20°C**
5. **Inductance Range: Available from 10mH to 100mH**
6. **Operating Temperature: -40°C to +105°C**
7. **Rated current to cause approximately 40°C temperature rise.**
8. **Inductance Tolerance: +50%/-30% @ 20°C**

Custom designs available.

**RoHS Compliance:** As of manufacturing date February 2005, all standard products meet the requirements of 2011/65/EU, known as the RoHS initiative.

\* Upon printing, this document is considered "uncontrolled". Please contact Triad Magnetics' website for the most current version.